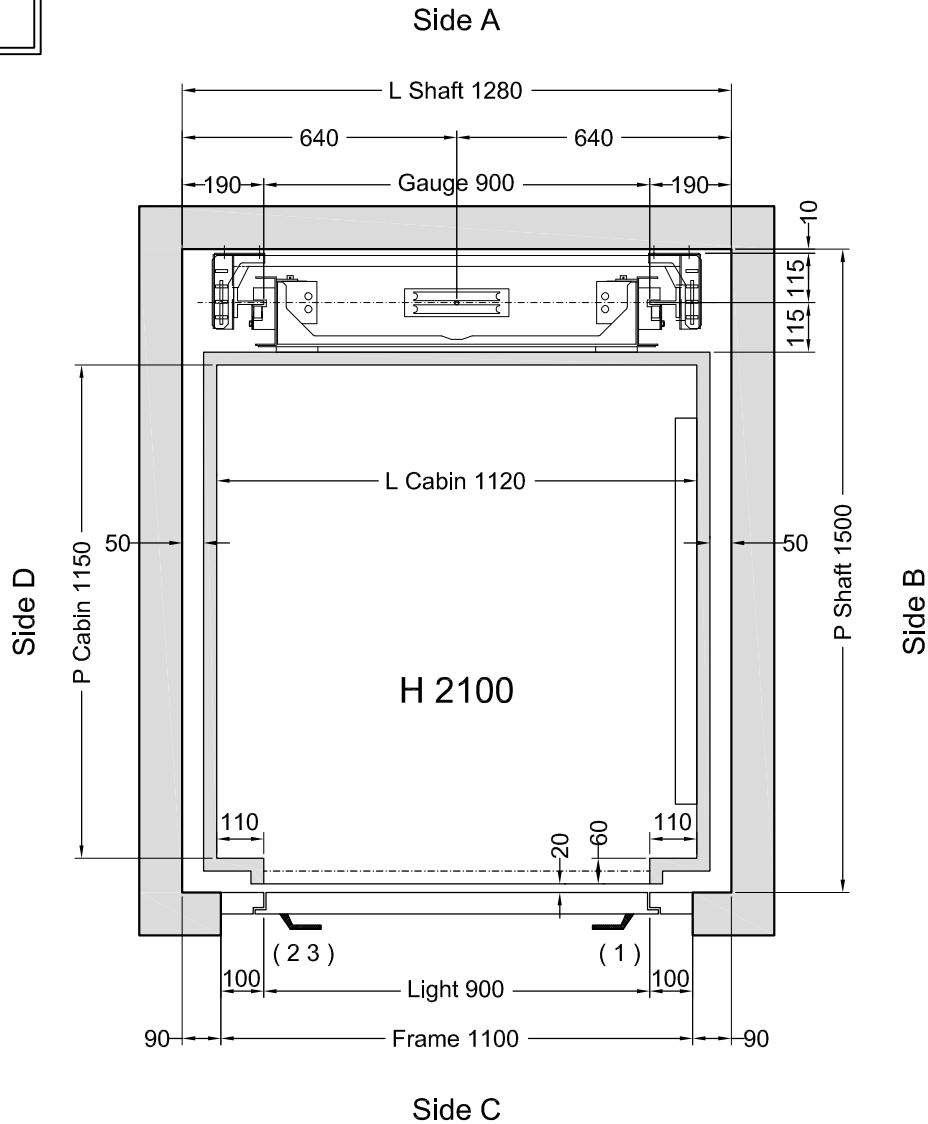


## FLOOR DOOR

Side B	Side C	Side D	VERSION	H LIGHT	H FRAME	WINDOW	GLASS	ACCESSORIES	C1	C2	PM	PE
	1 2 3		Rust-proof Flat without raised edges	2000	2100	Absent				X		

C1 = Enabling key for the floor button pad (single insertion) C2 = Enabling key for the floor button pad (double insertion) PM = Button pad on the wall PE = Outside lock and button pad

**Automatic Control  
2008**



**Stops: 3 - Doors: 3**

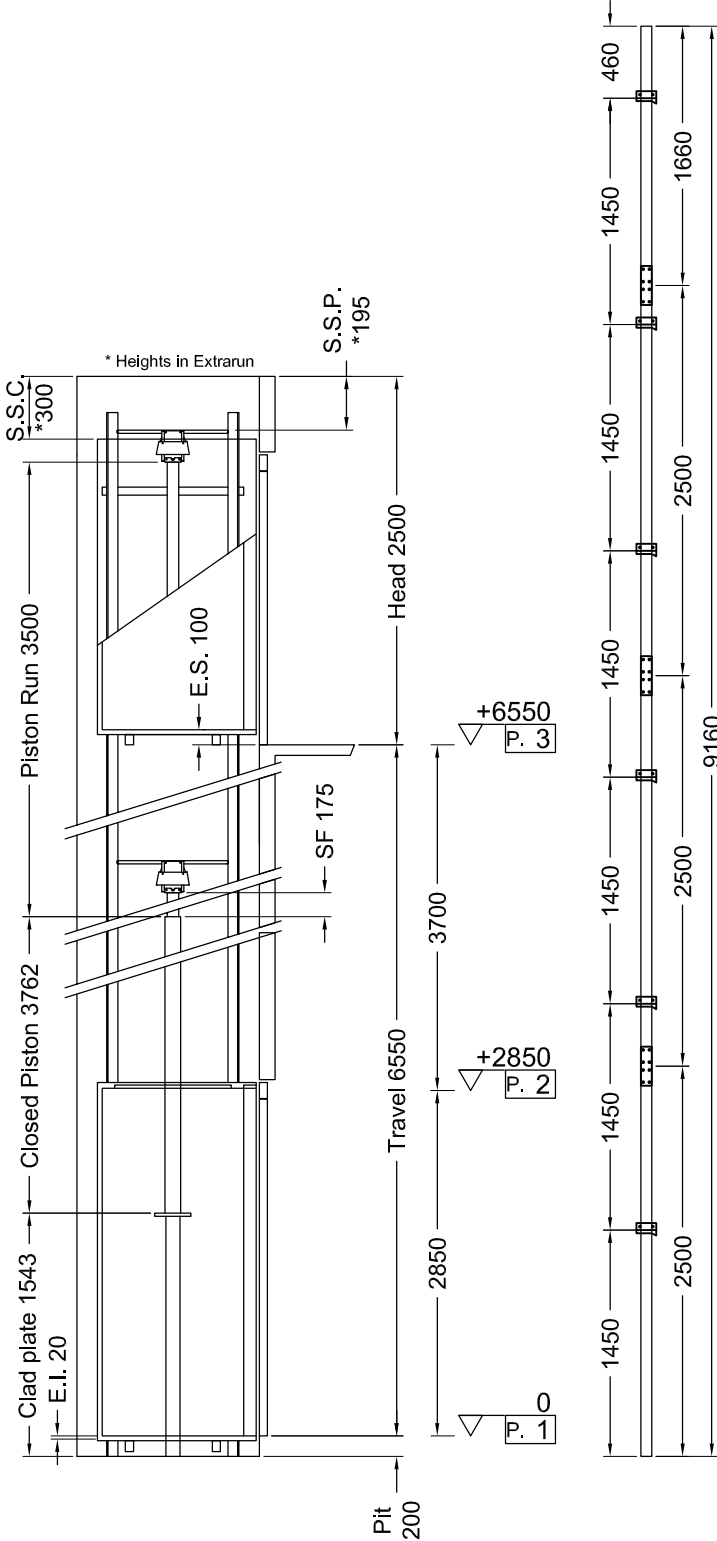
Shaft in **Masonry (Muratura)**

Customer own flooring: Dimensions **1120 (L) x 1180 (P)** thks **15 mm** Weight: **50 kg**

	VERSIONS	Description	Designer	Date	Final Design Drawings
		Varie modifiche.	L.Del Bianco	25/10/2011	
Modifica come foglio siglato #1x profondità vano da 1760 a 1500 mm.	D.Ogliastro	18/02/2011	SHEET DIMENS. A3		
Cabina e vano modificati (1400 a sbalzo vedi fattibilità) , fossa.	D.Ogliastro	22/01/2010	SCALE 1:12,5		
	CLIENT	Lift Shop	Final Design Drawings D.Ogliastro	1° STESURA 22/01/10	
			CAPACITY	AREA m <sup>2</sup>	CAPACITY
			350 kg	1,29	

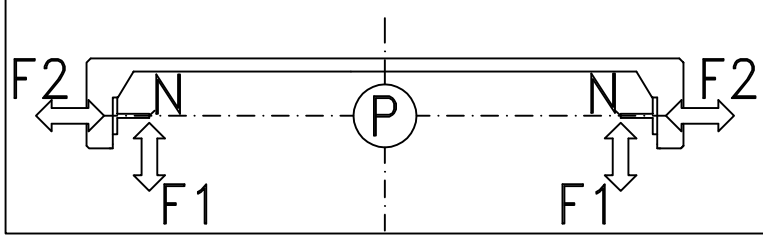
**ACCESSORI:**

- Chiave abilitazione pulsantiera cabina a doppia estrazione
- Guide in barre da 2,5 m
- Pompa a mano
- Pressostato con segnalazione di sovraccarico
- Doppia velocità
- Interruttore blocco porta quadro
- Arcata rinforzata
- Fotocellula tutta parete
- Arresti fissi in fossa
- Prolunga Cavo PCA
- Manovra Automatica 2008



Indirect Installation      Speed 0,3 m/s      25/10/11 14.35 (V.2504)

THRUST DURING NORMAL OPERATION			THRUST OF SAFETY DEVICE INTERVENT.		
P	(N)	10982	P	(N)	619
N	(N)	822	N	(N)	7524
F1	(N)	1705	F1	(N)	2841
F2	(N)	312	F2	(N)	521



MACHINERY LOCATION		
At floor	1	Length of the hose travel 3000 (mm)
Cables enter in shaft: Side	A	

CABIN		CABIN ACCESSORIES	
Panels	Galvanized sheet		
Finishes	Inox BA (Lucido)		
Oper. panel	HORIZONTAL		
Floor	By Customer		
Roof	SPOTS LED - Bianco A1		

- OTHER ACCESSORIES**
- Enabling key for the cabin button pad, double insertion
  - Guides dimension 2.5 m
  - Manual pump
  - Manostat with overweight signal
  - Double speed
  - Cabinet General switcher to enabling controller
  - Reinforced arcade
  - Full height infra-red curtain
  - Pit stop bow
  - Prolunga Cavo PCA
  - Automatic control 2008

The approval of this plan serves also as confirmation of delivery of the masonry manual rev.3.

		Final Design Drawings	1° STESURA
		D.Ogliastro	22/01/10
		<b>Final Design Drawings</b>	
		SCALE	SHEET
		OUT OF SCALE	2/2