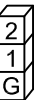
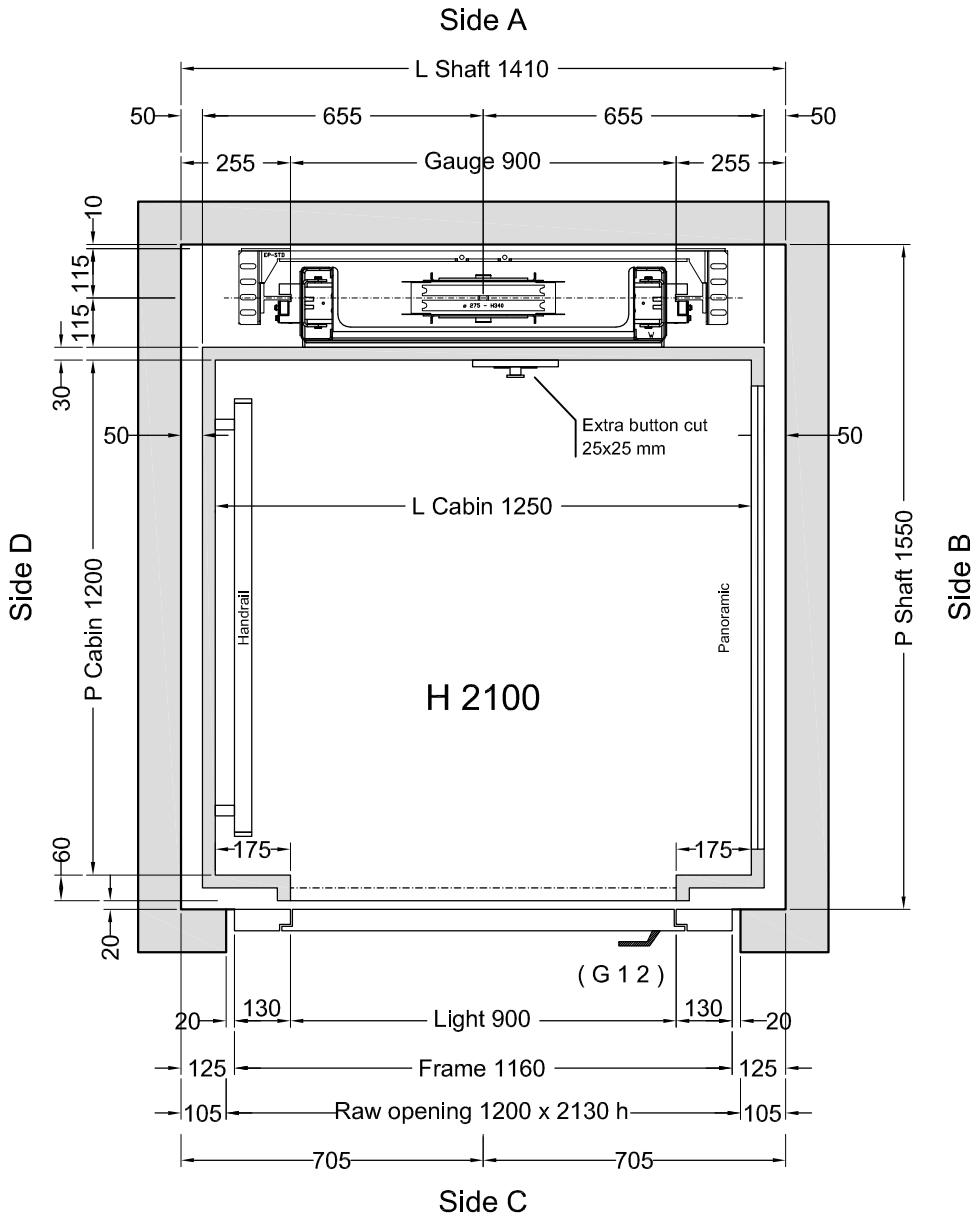


FLOOR DOOR

Side B	Side C	Side D	VERSION	H LIGHT	H FRAME	FRAME	WINDOW	GLASS	ACCESSORIES
	G 1 2		Not Supplied by EP	2000	2110				C2

C1 = Enabling key for the floor button pad (single insertion) C2 = Enabling key for the floor button pad (double insertion) PM = Button pad on the wall PE = Outside lock and button pad



Customer own flooring: Dimensions **1250 (L) x 1230 (P)** thks **15 mm** Weight: **50 kg**

Stops: 3 - Doors: 3

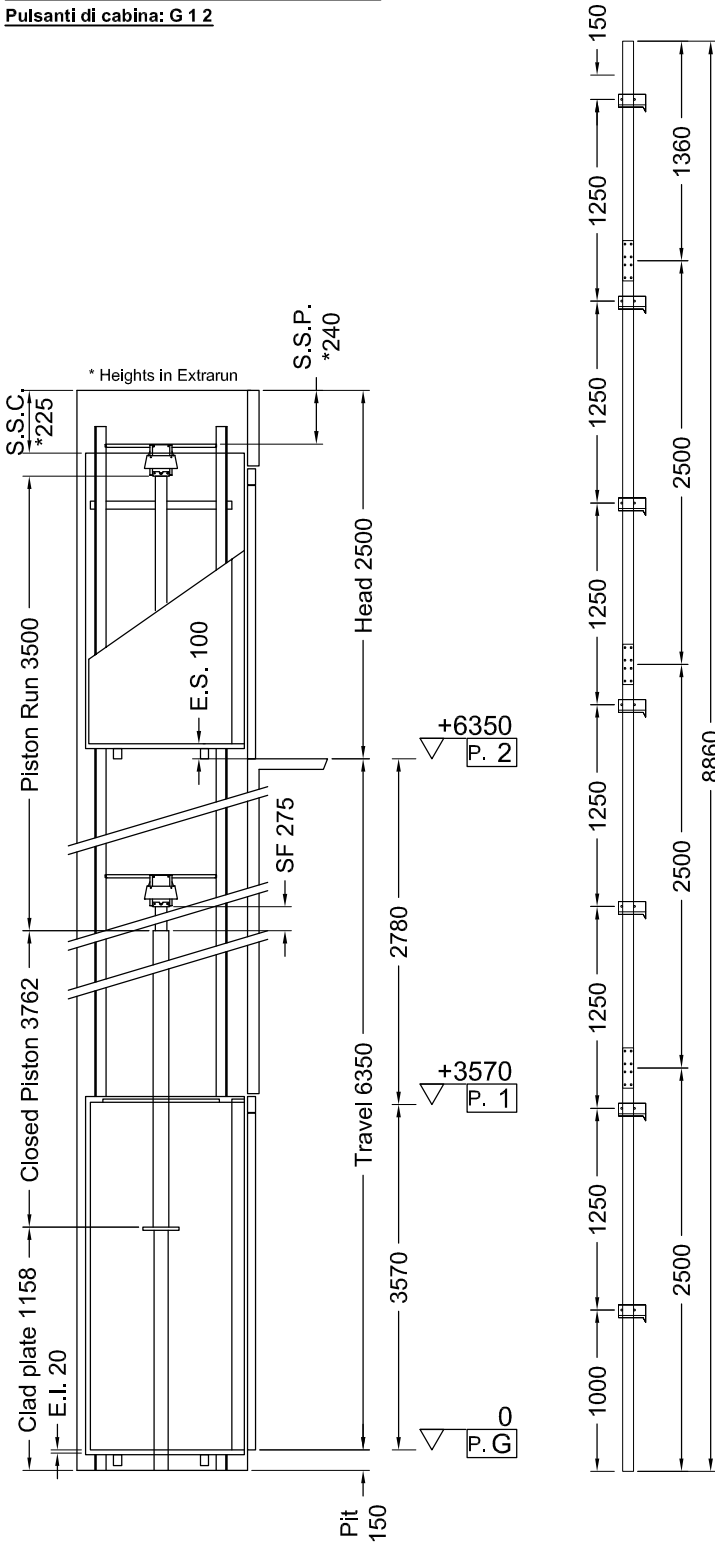
Shaft in **Masonry (Muratura)**

Feasibility n° 1910 - Cabin Dimension / Capacity 300 kg

		Designer	Date	Final Design Drawings	
			Colamarino	10/04/2014	Model
	L. Del Bianco	04/02/2014		ELFO	1/2
	L. Del Bianco	31/01/2014			SHEET DIMENS.
		Final Design Drawings	1° STESURA		A3
		L. Del Bianco	23/12/13		SCALE
		CAPACITY	AREA m ²	CAPACITY	
		300 kg	1,5		

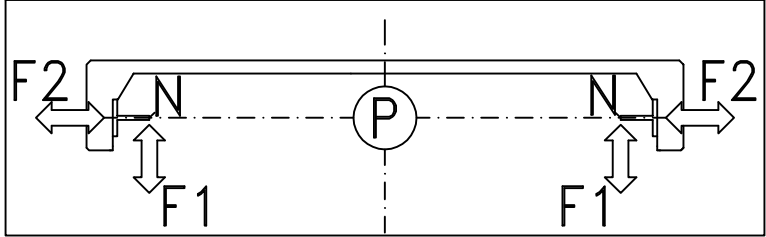
ACCESSORI:

- Chiave abilitazione pulsantiera cabina a doppia estrazione
- Guide in barre da 2,5 m
- Pompa a mano
- Pressostato con segnalazione di sovraccarico
- Due velocità
- Dispositivo falsa testata
- Telefono a cura Lift Shop
- Fotocellula tutta parete V2
- Carter Tetto cabina
- Manovra Automatica 2011
- Pulsantiera cabina con foro extra 25x25 mm
- Pulsanti di cabina: G 1 2



Indirect Installation	Speed 0,3 m/s	10/04/14 09.22 (V.2836)
-----------------------	---------------	-------------------------

THRUST DURING NORMAL OPERATION			THRUST OF SAFETY DEVICE INTERVENT.		
P	(N)	12836	P	(N)	668
N	(N)	800	N	(N)	8689
F1	(N)	1887	F1	(N)	3145
F2	(N)	341	F2	(N)	568



MACHINERY LOCATION			
At floor	G	Length of the hose travel	2000 (mm)
Cables enter in shaft: Side	A	Hydraulic unit model	-*

CABIN		CABIN ACCESSORIES	
Panels	Similinox F12PPS	Panoramic	Side B - Clear Glass
Finishes	Inox BA mecc.	Handrail	Inox Lucido, Side D
Oper. panel	VERTICAL (Like finishes)	Outside covering	Side B, C, Roof
Floor	By Customer	Outside finishing	Similinox F12PPS Polished S/Steel
Ceiling	SPOTS LED - Similinox F12PPS		

OTHER ACCESSORIES
Enabling key for the cabin button pad, double insertion
Guides dlmension 2.5 m
Manual pump
Manostat with overweight signal
Two speed
False head device
<u>Telephone by Lift Shop</u>
<u>Full helght Infra-red curtain V2</u>
<u>Roof covering</u>
<u>Automatic Control 2011</u>
<u>Cabln control panel wltl extra button cut 25x25 mm</u>
<u>Cabin Buttons: G 1 2</u>



Final Design Drawings L. Del Bianco	1° STESURA 23/12/13
Final Design Drawings	
SCALE OUT OF SCALE	SHEET 2/2