

FLOOR DOOR

Side B	Side C	Side D	VERSION	H LIGHT	H FRAME	WINDOW	GLASS	ACCESSORIES	C1	C2	PM	PE
1 2 3			Not Supplied by EP	2000	2120					X		

C1 = Enabling key for the floor button pad (single insertion) C2 = Enabling key for the floor button pad (double insertion) PM = Button pad on the wall PE = Outside lock and button pad

**Automatic
Control 2010
300 kg-0,30 m/s**

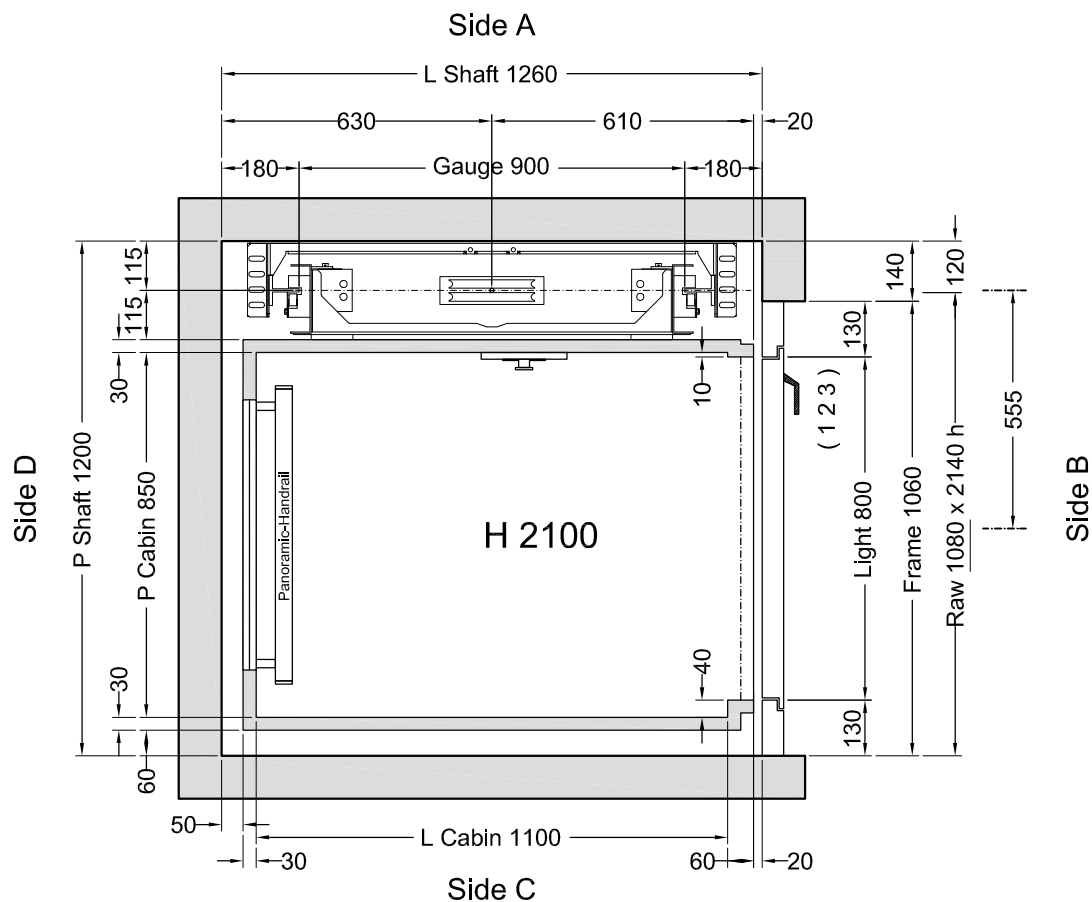
**Approved for
PRODUCTION**

Confirmed By Customer:

(Sign)

/ /
(date)

(Name)



Stops: 3 - Doors: 3

Shaft in **Masonry (Muratura)**

VERSIONS	Description	Designer	Date
	Ritorno Piano basso tempo regolabile; Locale Macchine.	L.Del Bianco	29/11/2012
	Varie modifiche.	L.Del Bianco	21/11/2012
		Final Design Drawings D.Ogliastro	1° STESURA 10/10/12
CAPACITY		AREA m ²	CAPACITY
300 kg		0,94	

Final Design Drawings



SHEET
1/2
SHEET DIMENS.
A3
SCALE
1:12.5

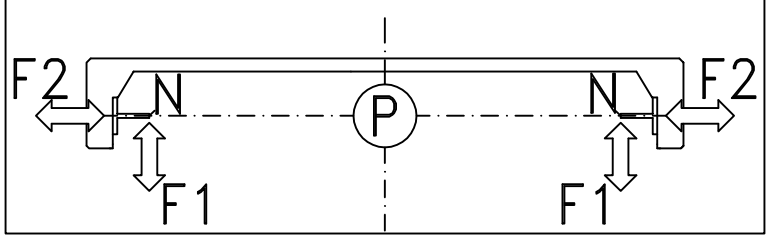


ACCESSORI:

- Chiave abilitazione pulsantiera cabina a doppia estrazione
- Guide in barre da 2,5 m
- Pompa a mano
- Pressostato con segnalazione di sovraccarico
- Doppia velocità
- Ritorno piano basso con tempo regolabile
- Telefono
- Fotocellula tutta parete
- Comando automatico ai piani

Indirect Installation Speed 0,3 m/s 29/11/12 09.13 (V.2759)

THRUST DURING NORMAL OPERATION			THRUST OF SAFETY DEVICE INTERVENT.		
P	(N)	9625	P	(N)	599
N	(N)	787	N	(N)	6605
F1	(N)	1144	F1	(N)	1907
F2	(N)	270	F2	(N)	450



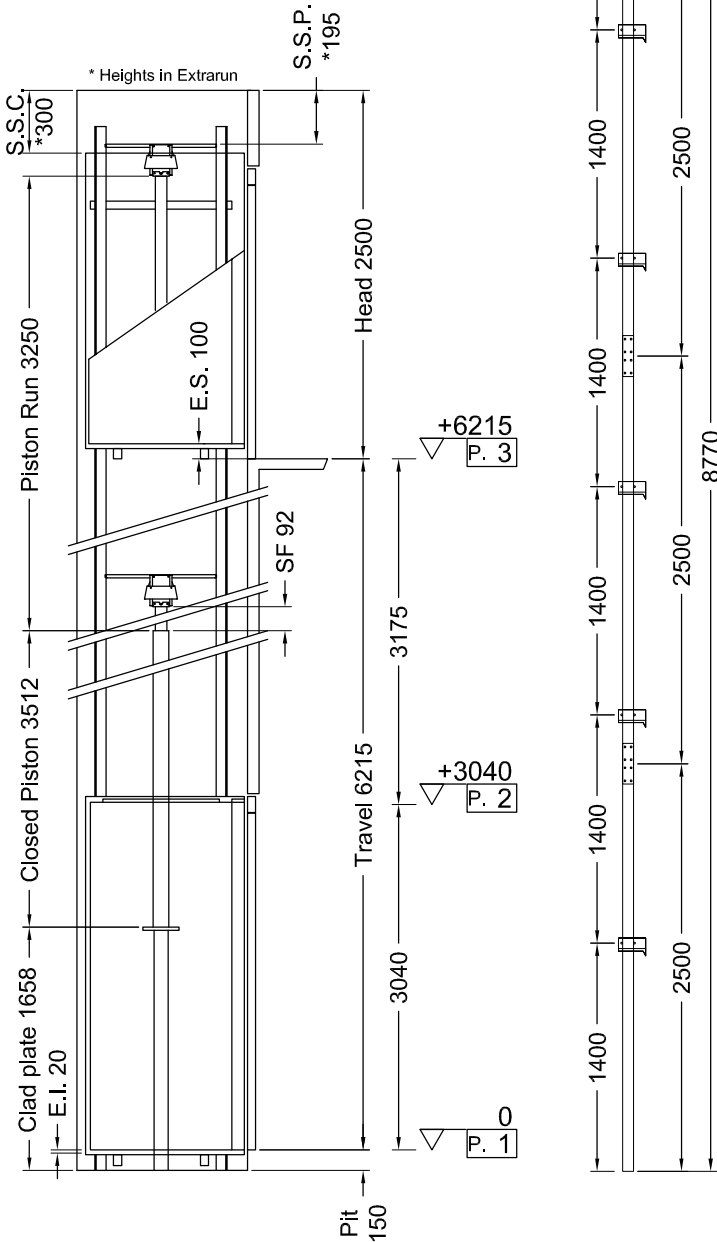
Approved for PRODUCTION

Confirmed By Customer:

(Sign)

././
(date)

(Name)



MACHINERY LOCATION			
At floor	1	Length of the hose travel	4000 (mm)
Cables enter in shaft: Side	A		

CABIN		CABIN ACCESSORIES	
Panels	Similinox F12PPS	Panoramic	Side D
Finishes	Inox Scotch Brite	Handrail	Inox S.B., Side D
Oper. panel	VERTICAL	Riv. Est.	Side D
Floor	PREZIOSO 501	Riv. Esterno	Similinox F12PPS
Roof	SPOTS LED - Blanco A1		

OTHER ACCESSORIES
Enabling key for the cabin button pad, double insertion
Guides dimension 2.5 m
Manual pump
Manostat with overweight signal
Double speed
Return to the lower floor after adjustable time
Telephone
Full height Infra-red curtain
Automatic call to floors

The approval of this plan serves also as confirmation of delivery of the masonry manual rev.3.

		Final Design Drawings	1° STESURA
		D. Ogliastra	10/10/12
		Final Design Drawings	
		SCALE	SHEET
		OUT OF SCALE	2/2