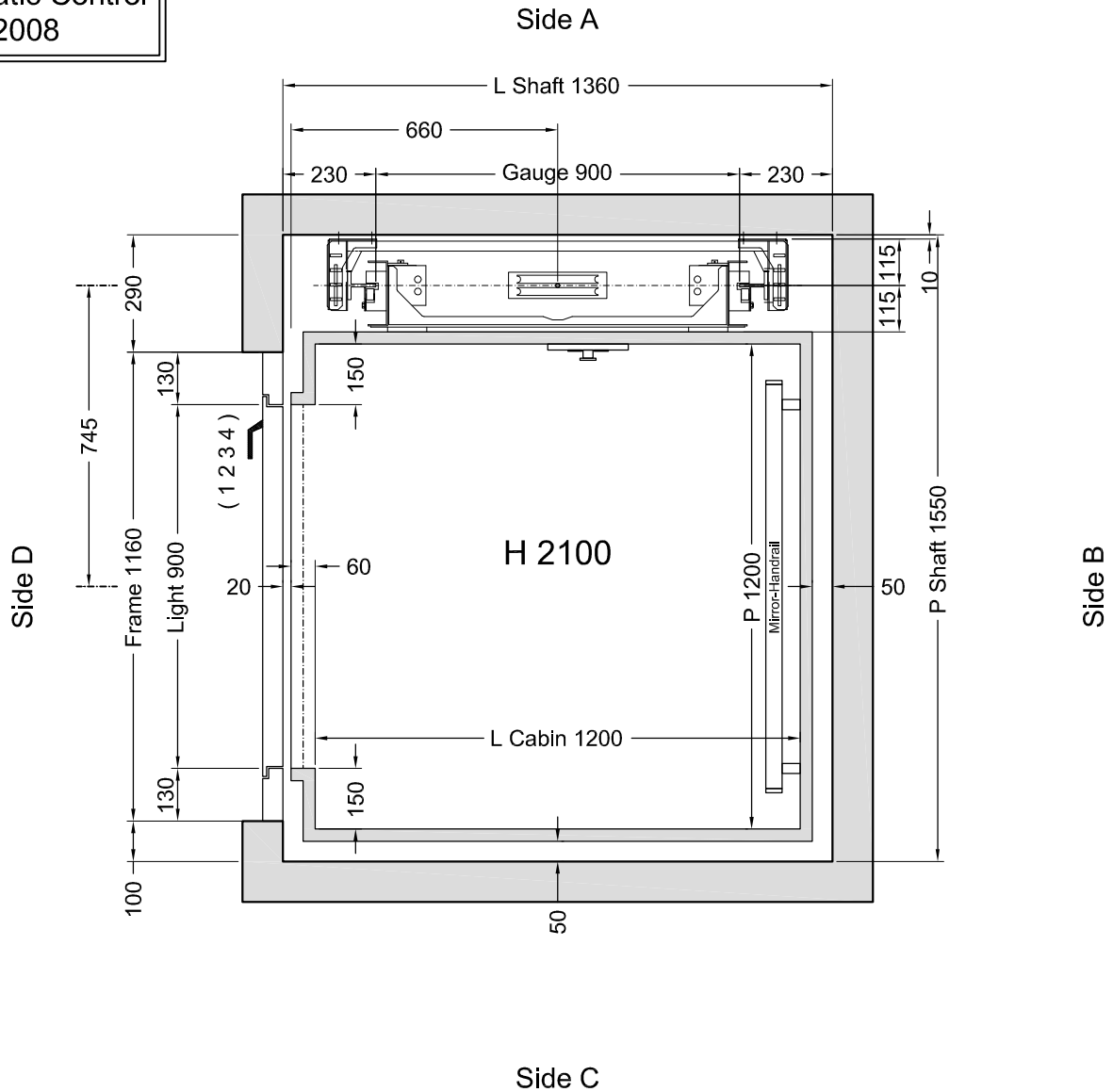


FLOOR DOOR

Side B	Side C	Side D	VERSION	H LIGHT	H FRAME	WINDOW	GLASS	ACCESSORIES	C1	C2	PM	PE
		1 2 3 4	Excluded from delivery	2000	2120					X		

C1 = Enabling key for the floor button pad (single insertion) C2 = Enabling key for the floor button pad (double insertion) PM = Button pad on the wall PE = Outside lock and button pad

Automatic Control
2008



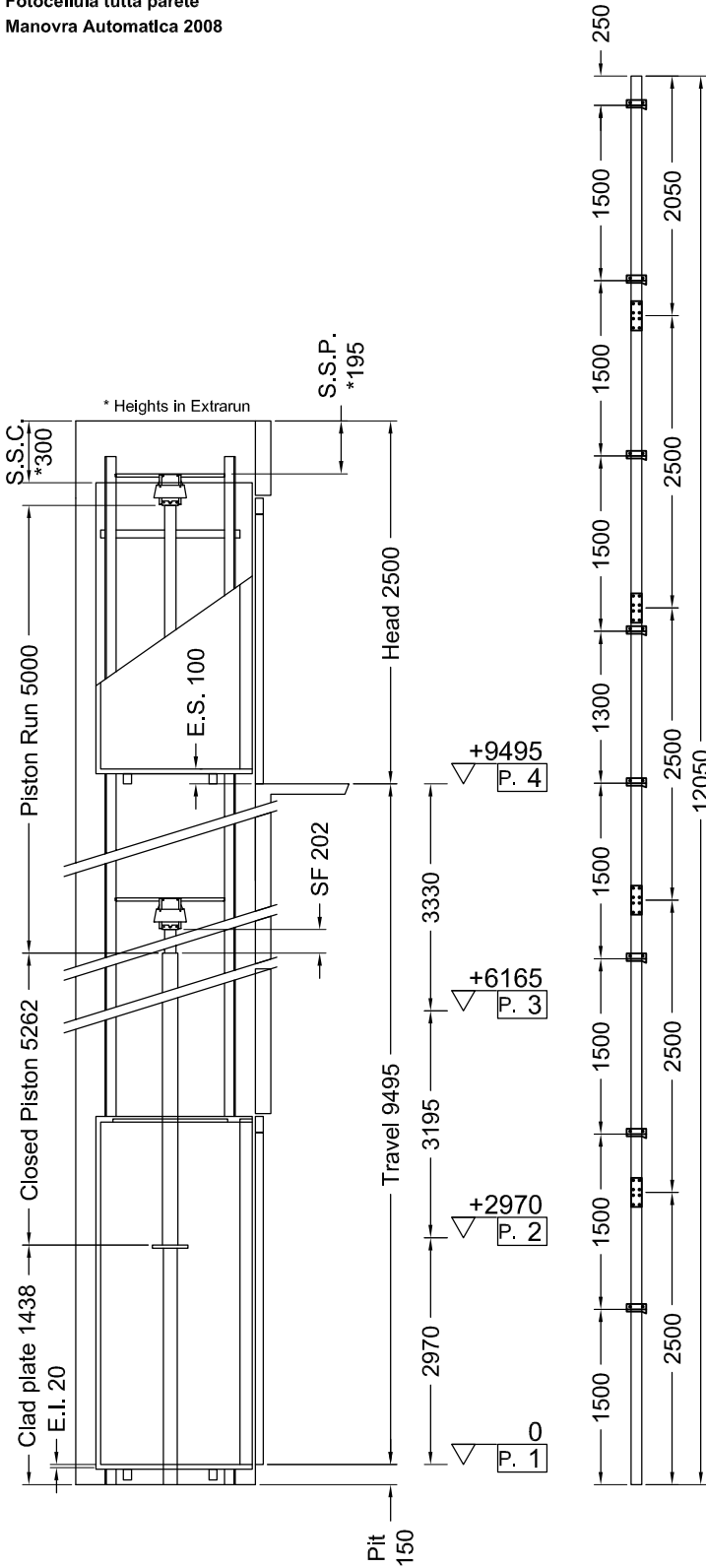
Stops: 4 - Doors: 4

Shaft on **Masonry (Muratura)**

ORDER NUMBER	VERSIONS	Description	Designer	Date	Final Design Drawings
PS625					SHEET 1/2
	Varie		F. Antonelli	22/06/2011	SHEET DIMENS. A3
	CLIENT	LIFT SHOP	Disegno Preliminare	1° STESURA	SCALE 1:12.5
	PLACE OF INSTALLATION		D. Ogliastro	26/02/10	CAPACITY
			CAPACITY	AREA m ²	CAPACITY
			350 Kg	1,44	

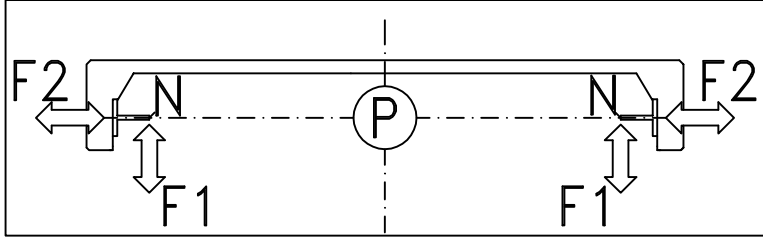
ACCESSORI:

- Chiave abilitazione pulsantiera cabina a doppia estrazione
- Guide in barre da 2,5 m
- Pistone In due pezzi
- Resistenza riscalda olio
- Pompa a mano
- Pressostato con segnalazione di sovraccarico
- Doppia velocità
- Ritorno piano basso con tempo regolabile
- Arcata rinforzata
- Fotocellula tutta parete
- Manovra Automatica 2008



Indirect Installation	Speed 0,3 m/s	22/06/11 09.58 (V.2455)
-----------------------	---------------	-------------------------

THRUST DURING NORMAL OPERATION			THRUST OF SAFETY DEVICE INTERVENT.		
P	(N)	11566	P	(N)	1069
N	(N)	1080	N	(N)	7721
F1	(N)	1718	F1	(N)	2864
F2	(N)	351	F2	(N)	586



MACHINERY LOCATION			
At floor	1	Length of the hose travel	2000 (mm)
Cables enter in shaft: Side	A		

CABIN		CABIN ACCESSORIES	
Panels	Inox Scotch Brite	Mirror	Lati B
Finishes	Inox Scotch Brite	Handrail	INOX S.B., Latl B
Oper. panel	VERTICAL		
Floor	CRISTALLINO 455		
Roof	UNIVERSAL - Inox BA (Lucido)		

- OTHER ACCESSORIES**
- Enabling key for the cabin button pad, double insertion
 - Guides dimension 2.5 m
 - Piston In 2 pcs
 - Oil heating resistance
 - Manual pump
 - Manostat with overweight signal
 - Double speed
 - Return to the lower floor after adjustable time
 - Reinforced arcade
 - Full height infra-red curtain
 - Automatic control 2008

The approval of this plan serves also as confirmation of delivery of the masonry manual rev.3.

		Disegno Preliminare	1° STESURA
		D. Ogliastra	26/02/10
		Final Design Drawings	
	SCALE	OUT OF SCALE	SHEET
			2/2