
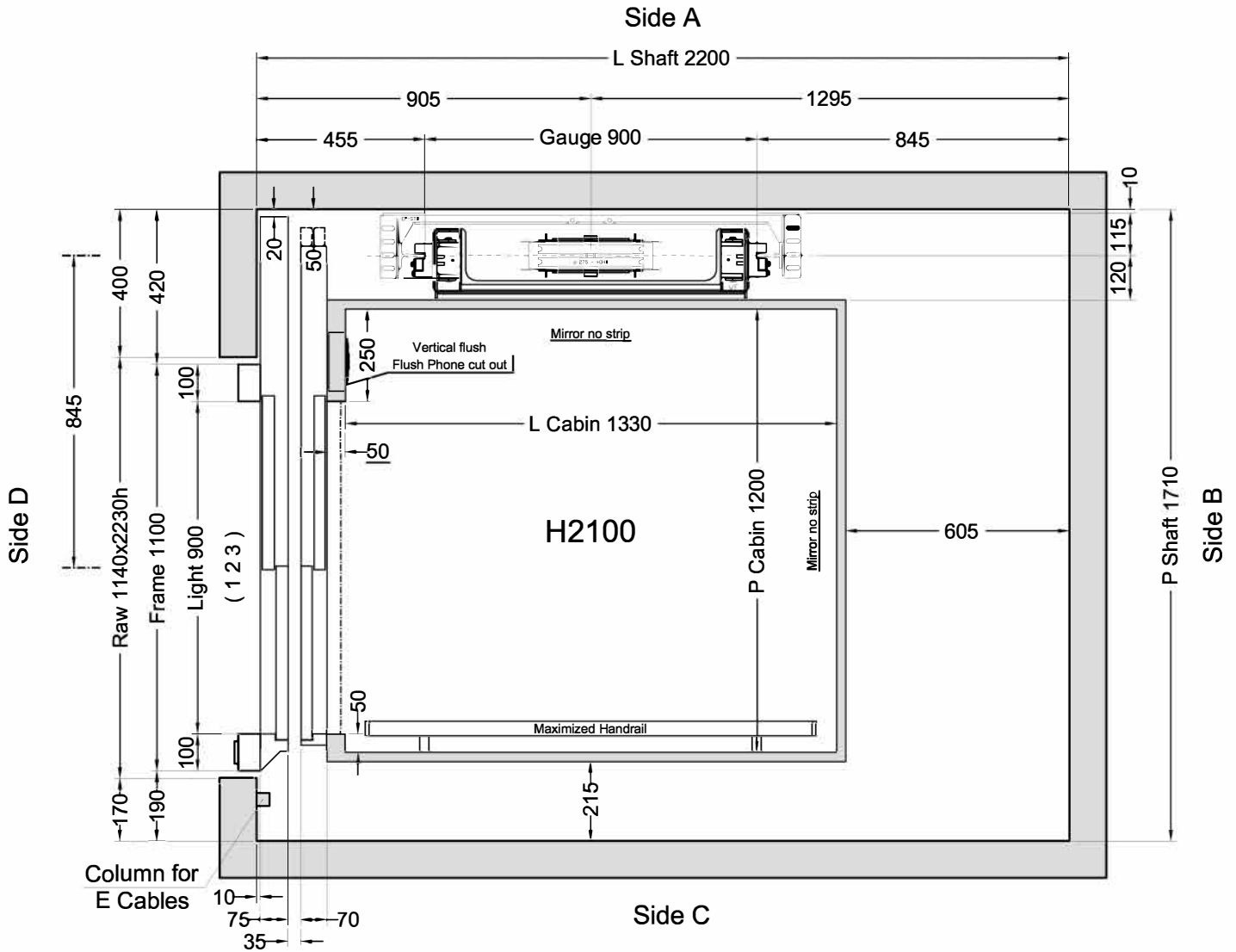


FLOOR DOOR

Side B	Side C	Side D	VERSION	H LIGHT	H FRAME	FRAME	WINDOW	GLASS	ACCESSORIES
		1 2 3	2 Panels <u>Inox Super Mirror</u>	2000	2210	<u>Inox Super Mirror</u>	Absent		C2 - <u>Icaro Black Display</u>

C1 = Enabling key for the floor button pad (single insertion) C2 = Enabling key for the floor button pad (double insertion) PM = Button pad on the wall PE = Outside lock and button pad

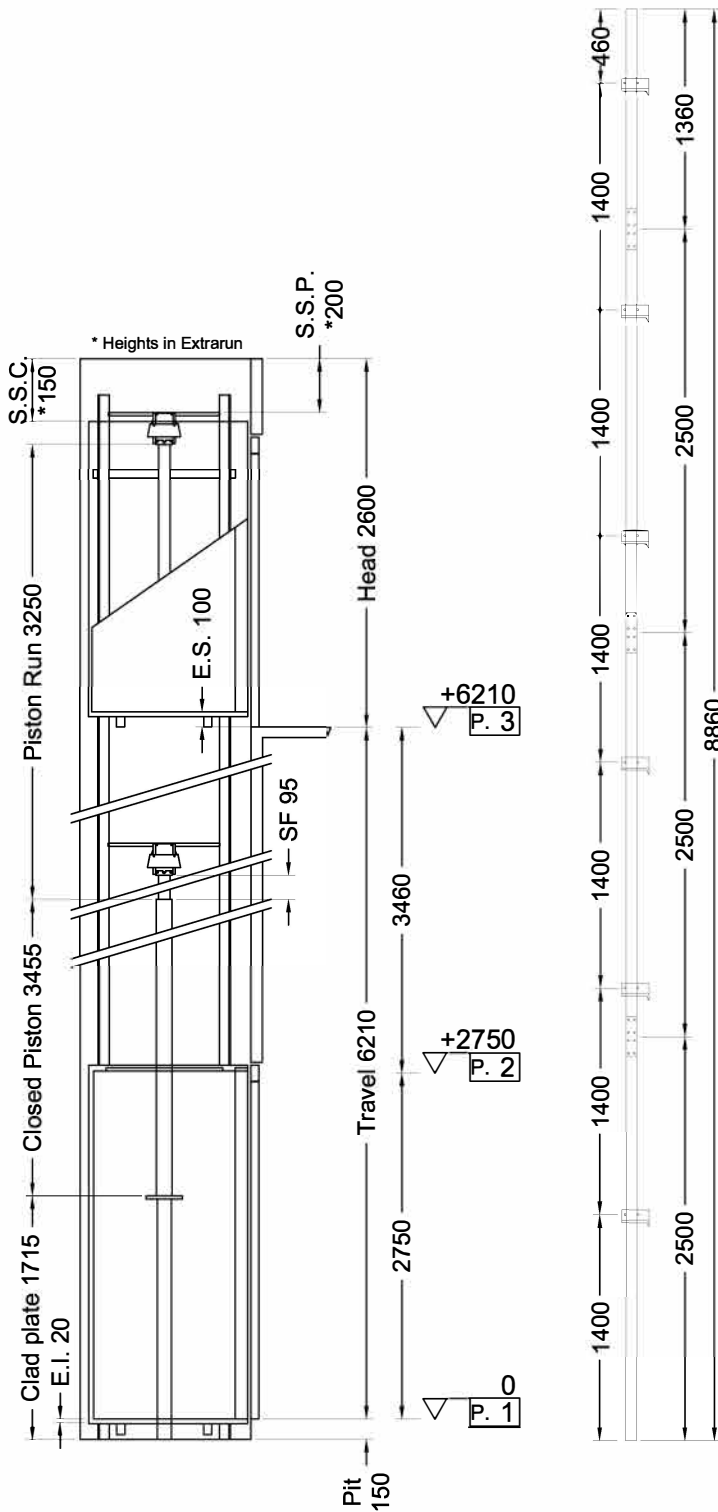


Stops: 3 - Doors: 3

Shaft in **Masonry (Muratura)**

Customer own flooring: Dimensions **1355 (L) x 1200 (P)** thks **20 mm** Weight: **50 kg**

ORDER	VERSIONS	Description	Designer	Date	Final Drawings	
ORDER NUMBER					Model	SHEET
					ELFO 2	1/2
	modifiche varie		D.Ogliastro	11/09/2017		SHEET DIMENS.
	corsa		D.Tomei	28/03/2017		A3
	CLIENT	Elevator Boutique	Final Drawings	1° STESURA		SCALE
	PLACE OF INSTALLATION	Wymston Parade, Abbotsford	L. Del Bianco	14/09/17		1:12.5
			CAPACITY	AREA m²	CAPACITY	
			350 kg	1,6		



Indirect Installation Speed 0,27 m/s 14/09/17 11.59 (V.2984) ^{62D}

THRUST DURING NORMAL OPERATION				THRUST OF SAFETY DEVICE INTERVENT.			
P	(N)	14843		P	(N)	687	
N	(N)	851		N	(N)	10059	
F1	(N)	2001		F1	(N)	3335	
F2	(N)	367		F2	(N)	612	

SPACES		PRESSURES		
E.I.	Extrarun below cabin (mm)	20	Max static pressure (bar)	36,34
E.S.	Extrarun above cabin (mm)	100	Min static pressure (bar)	22,67
SF.	Piston extraction (mm)	95	Overpressure limit (bar)	50,87
S.S.P.	Piston/head (mm)	200	Residual pressure (bar)	1,37
S.S.C.	Cabin/head (mm)	150		

HYDRAULIC UNIT		MECHANICAL PARTS	
Central unit	OMARLIFT DRY ECO (-*)		
Capacity (l/min)	42	Guide rails	70x70x9
Motor (V)	MF230V	Brackets	(Nr) 6
Power (Kw)	3,7	Ropes	\varnothing 11 mm 6-(1+9+9)
Nominal current (A)	23	Cables length (mm) 2 x	12000
Piston	OMARLIFT CS (\varnothing) 80x5x3250	Min actual breaking load (N)	70700
Opt. oil position	BASSO		
Tubing	3/4" EN 853 1SN - FD M30x2 - FD M30x2		
Tubing length (mm)	9000		
Min hydraulic oil (L)	38		

SECURITY DEVICES	Manufacturer	Model	Certificate
Safety Gear	PFB	BP1	TÜV AFV515
Block Valve	OMARLIFT	HC-34	TÜV 44 208 07 352266 004
Key Locks	FERMATOR	210/10/40	

MACHINERY LOCATION			
At floor	1	Length of the hose travel	3000 (mm)
Cables enter in shaft: Side	D		

CABIN		CABIN ACCESSORIES	
Panels	Inox Nero Satinato	Mirror No Strip	Side A, B
Finishes	Inox Scotch Brite	Maximized Handrail	Inox S.B., Side C
Oper. panel	Vertical - Flush mounted - Corner D/A - Inox Scotch Brite		
Floor	By Customer		
Ceiling	SPOTS LED - Inox BA mecc.		
Cabin Doors	Side D: 2-Panels Automatic Sliding doors, Inox Scotch Brite		

OTHER ACCESSORIES

Enabling key for the cabin button pad, double insertion
 Guides dimension 2.5 m
Two speed
 Return to the lower floor after adjustable time
 Full height infra-red curtain V2
 Car Operating Panel **Side D**
ICARO BLACK display in cabin on COP
 Automatic Control 2011
 Call Accept + Emergency manual descent from cabin
Blue Buttons
 Flush Phone on Vertical COP
Door Open Button on C.O.P.



ORDER
ORDER NUMBER

CLIENT
Lift Shop

PLACE OF INSTALLATION
Wymston Parade, Abbotsford

Final Drawings
L. Del Bianco

1° STESURA
14/09/17

Final Drawings
SCALE
OUT OF SCALE

SHEET
2/2